




AC750 Wi-Fi Range Extender

Stable Dual Band
Wi-Fi Extension

RE220



OneMesh™



Wi-Fi Dead-Zone
Killer



Access
Point Mode



Easy Setup
with App

Highlights

OneMesh™: Flexibly Create a Whole-Home Wi-Fi

Create a Mesh network by connecting your range extender to a OneMesh™ router for seamless whole-home coverage.

Wi-Fi Dead-Zone Killer

Eliminate weak signal areas with Wi-Fi coverage for the whole house.

Smart Roaming


Enjoy uninterrupted streaming, surfing and more — even when moving around your home.

One Wi-Fi Name

Stay connected to the same network name in every room.

Unified Management

Manage the whole-home Wi-Fi by managing the central node via Tether app/Web UI.



Upgrade to Mesh Network



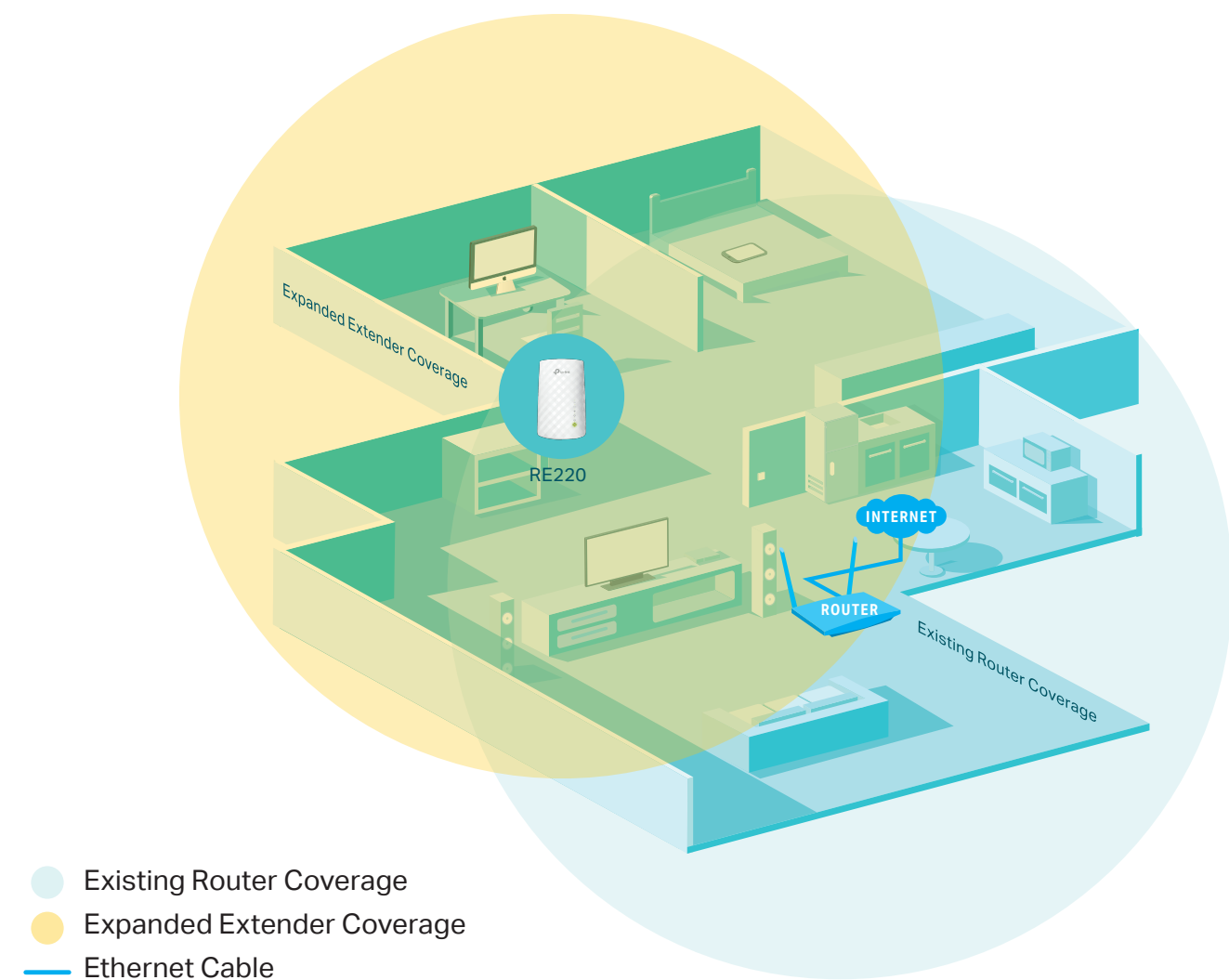
Enjoy Mesh network without having to replace your existing router by simply updating your OneMesh™ router's firmware. Check full list of OneMesh™ routers and range extenders at: <https://www.tp-link.com/en/onemesh/compatibility>.

*More compatible devices are coming soon.

Highlights

Extend AC750 Dual Band Wi-Fi for the Whole Home

The AC750 Wi-Fi Range Extender connects to your router wirelessly, strengthening and expanding its signal into areas it can't reach on its own, achieving speeds of 300Mbps on the 2.4GHz band and 433Mbps on the 5GHz band.



Perfect Location at a Glance

An intelligent Signal light helps you quickly find the best location to install the range extender.



Features



Ease of Use

- Intuitive Web UI – Ensures quick and simple installation without hassle.
- Fast Encryption – One-touch WPA wireless security encryption with the WPS button
- Hassle-free Management with Tether App – Network management is made easy with the TP-Link Tether App, available on any Android or iOS device
- Online Upgrade – Keeps you informed of the latest firmware and allows onling updating on the web UI



Speed

- Ultimate Wireless Speed – Combined wireless speeds of up to 300Mbps (over 2.4GHz) and 433Mbps (over 5GHz)
- Support 802.11ac – Provides a data transfer rate 3 times faster than 802.11n for each stream
- MIPS 24KEc CPU – A 575/580 MHz MIPS 24K™ CPU core makes multi-tasking easy and boosts data transfer rate




Reliability

- Simultaneous Dual Band – Separate Wi-Fi bands enable more devices to connect to your network without a drop in performance
- Reliable Connection – Three internal antennas for optimal Wi-Fi coverage and reliable wireless connections

Specifications

Hardware

- Ethernet Port: 1 10/100Mbps RJ45 Port
- Button: WPS Button, RESET Button
- Antenna: 3 Internal Antennas
- Power Consumption: 6.5W
- Dimensions (W × D × H):
2.6×2.2×4.3 in. (65.8×55.8×110 mm)



For more information, please visit
<https://www.tp-link.com/us/products/details/RE220.html>
or scan the QR code left

Wireless

- Wireless Standards: IEEE 802.11a/n/ac 5GHz, IEEE 802.11b/g/n 2.4GHz
- Frequency: 2.4GHz and 5GHz
- Signal Rate: 300Mbps at 2.4GHz, 433Mbps at 5GHz
- Transmit Power: ≤20dBm
- Reception Sensitivity:
5GHz:
11a 6Mbps: -94dBm, 11a 54Mbps: -79dBm
11ac HT20 MCS0: -94dBm, 11ac HT20 MCS8: -73dBm
11ac HT40 MCS0: -91dBm, 11ac HT40 MCS9: -67dBm
11ac HT80 MCS0: -88dBm, 11ac HT80 MCS9: -64dBm
2.4GHz:
11g 54Mbps: -81dBm, 11n HT20 MCS7: -79dBm 11n
HT40 MCS7: -76dBm
- Wireless Function: Enable/Disable Wireless Radio, Wireless Statistics
- Wireless Security: 64/128-bit WEP, WPA/WPA2-PSK encryptions

Others

- Certification
FCC, RoHS
- System Requirements
Microsoft Windows 98SE, NT, 2000, XP, Vista™ or Windows 7, 8, 8.1, 10, MAC OS, NetWare, UNIX or Linux
Internet Explorer 11, Firefox 12.0, Chrome 20.0, Safari 4.0, or other Java-enabled browser
- Package Contents
AC750 Wi-Fi Range Extender RE220
Quick Installation Guide

*Maximum wireless signal rates are the physical rates derived from IEEE Standard 802.11 specifications. Actual wireless data throughput and wireless coverage are not guaranteed and will vary as a result of 1) environmental factors, including building materials, physical objects, and obstacles, 2) network conditions, including local interference, volume and density of traffic, product location, network complexity, and network overhead, and 3) client limitations, including rated performance, location, connection quality, and client condition.

<https://www.tp-link.com>

TP-Link AC750 Wi-Fi Range Extender RE220