

Panel Omni (MA-ANT-3-C5/6)

The Panel Omni antenna is ideal for low ceiling aesthetic conscious installations where wall penetration or extended reach are important. Some example uses are low-density deployments like schools and hotels to provide basic low-performance connectivity. These types of best-effort deployments usually have APs installed in the hallway to cover adjacent rooms.



Specifications

Electrical

Antenna type: Omni

Frequency range: 2.400-2.500, 5.150-5.875 GHz

Gain (per antenna element):

- C5: 4.9 dBi (2.4) / 4.9 dBi (5)
- C6: 4.9 dBi (2.4) / 4.9 dBi (5)

Polarization: Linear, vertical/horizontal

Half power beamwidth / horizontal: Omni

Half power beamwidth / vertical: 60°

Cables

Times AA-9303, 1M

Mounting

Mounts to walls, poles, and ceiling tiles

Flush-mount solution included

Surface mount and pipe mount solution sold separately

Physical and Environmental:

Dimensions:

- C5: 11.81" x 1.38" (300 mm X 35 mm)
- C6: 11.81" x 1.38" (300 mm x 35 mm)

Weight:

- C5: 34.39 oz (0.98 kg)
- C6: 37.04 oz (1.05 kg)

Material: PC-ABS

Temperature: 32 °F to 104 °F (0 °C to 40 °C)

Humidity: 5% - 95%

Connector: RP-TNC

Warranty

1 year hardware warranty included

Ordering Information

MA-ANT-3-C5/6

MA-MNT-ANT-3 (Horizontal Mounting Bracket)

MA-MNT-ANT-4 (Vertical Mounting Bracket)

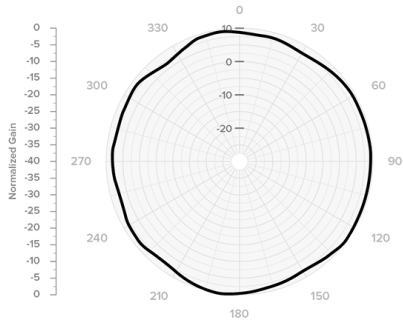
Regulatory

Certified for use with MR42E: MA-ANT-3-C5

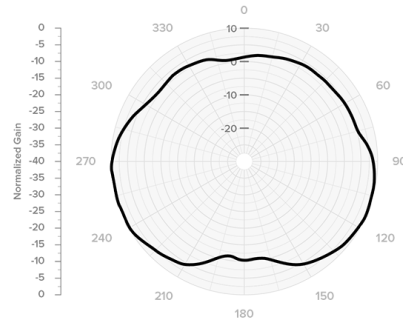
Certified for use with MR53E: MA-ANT-C6

MA-ANT-C5

Radiation Pattern for 2.4 GHz Antennas



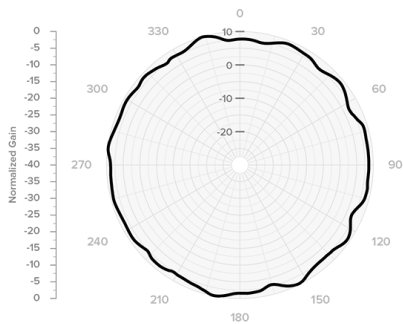
**H-Plane
Co-Polar**



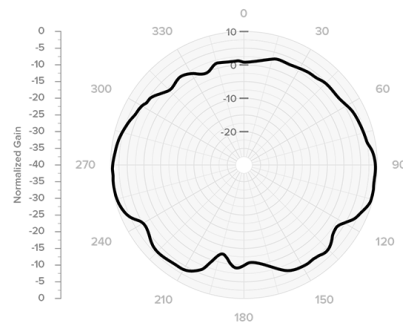
**V-Plane
Co-Polar**

MA-ANT-C5

Radiation Pattern for 5 GHz Antennas



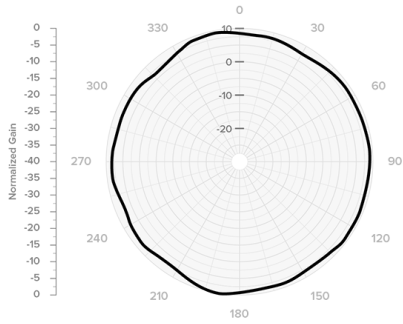
**H-Plane
Co-Polar**



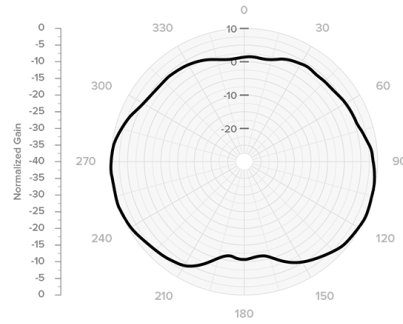
**V-Plane
Co-Polar**

MA-ANT-C6

Radiation Pattern for 2.4 GHz Antennas



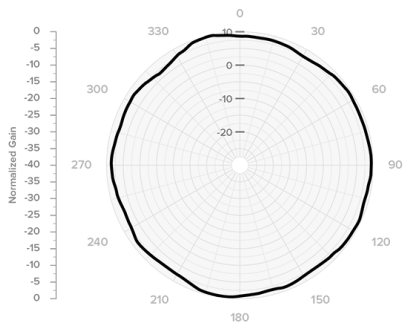
**H-Plane
Co-Polar**



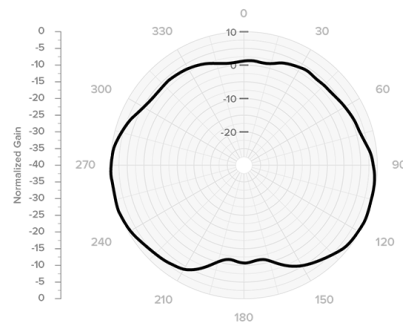
**V-Plane
Co-Polar**

MA-ANT-C6

Radiation Pattern for 5 GHz Antennas



**H-Plane
Co-Polar**



**V-Plane
Co-Polar**